

MANITOBA MARKETS

# Hog Prices



February 4, 2025

[Click here for definitions of how data is collected and calculated.](#)

## Exchange rates (Friday close)

1 US \$ = C \$1.4484

1 EURO = C \$1.5042

1 Yen = C \$0.00935

[Data source: Bank of Canada](#)

[Click to view the interactive hog dashboards for current and historical charts.](#)

## Manitoba Weighted Average Carcass Prices (including premiums and discounts)

### All In Weights C\$/100 kg

Week	Week ending date	2025	2024	Change from Previous Week	Change from Previous Year
2	2025-01-10	232.65	195.75	4.1%	18.8%
3	2025-01-17	232.83	200.95	0.1%	15.9%
4	2025-01-24	233.69	204.47	0.4%	14.3%
5	2025-01-31	236.11	204.34	1.0%	15.5%
<b>Four week average</b>		<b>233.82</b>	<b>201.38</b>	<b>-</b>	<b>16.1%</b>

Source: Manitoba major processors.

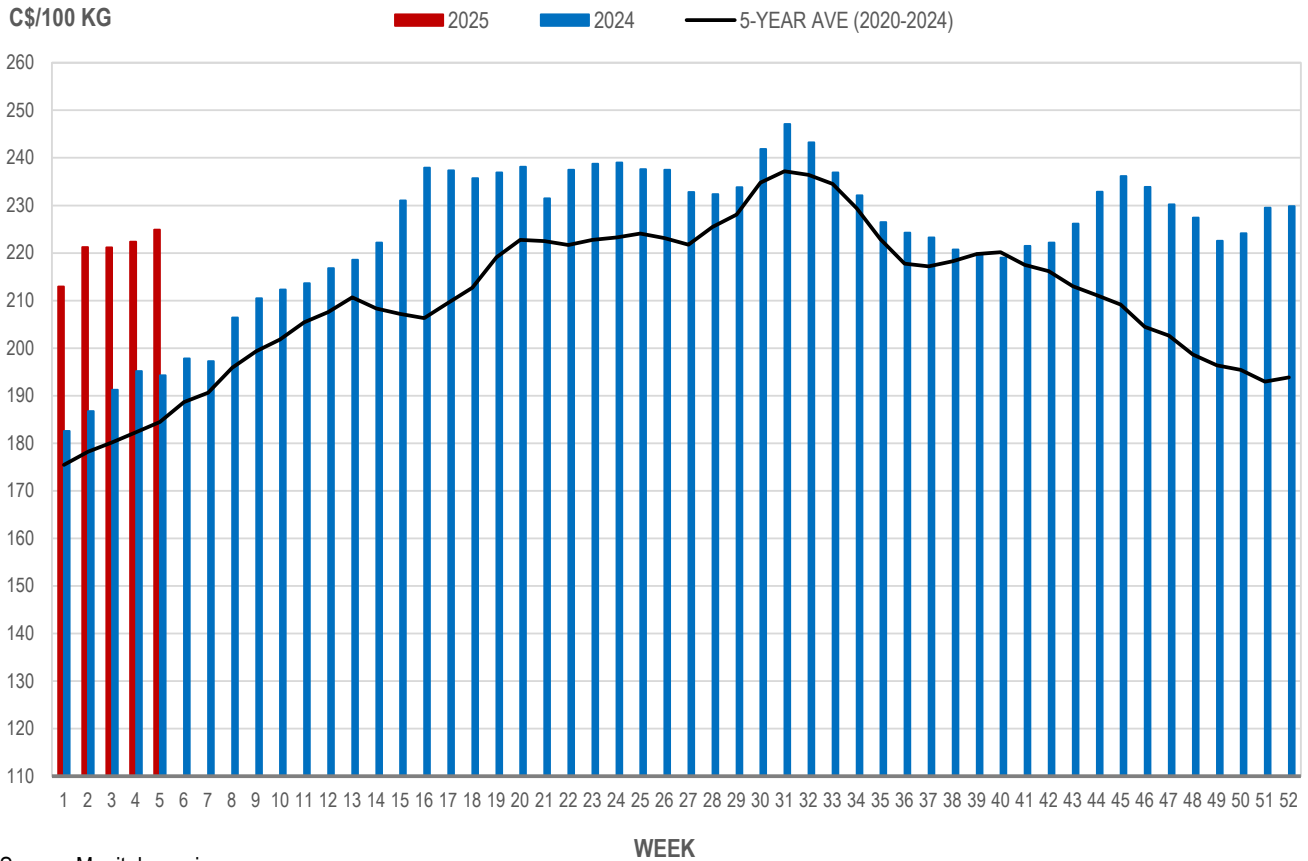


## Index 100, C\$/100 kg

Week	Week ending date	2025	2024	Change from Previous Week	Change from Previous Year
2	2025-01-10	221.21	186.75	3.9%	18.5%
3	2025-01-17	221.19	191.27	0.0%	15.6%
4	2025-01-24	222.39	195.14	0.5%	14.0%
5	2025-01-31	224.89	194.26	1.1%	15.8%
<b>Four week average</b>		<b>222.42</b>	<b>191.85</b>	<b>-</b>	<b>15.9%</b>

Source: Manitoba major processors.

### MANITOBA WEIGHTED AVERAGE INDEX 100 HOG PRICES WEEKLY



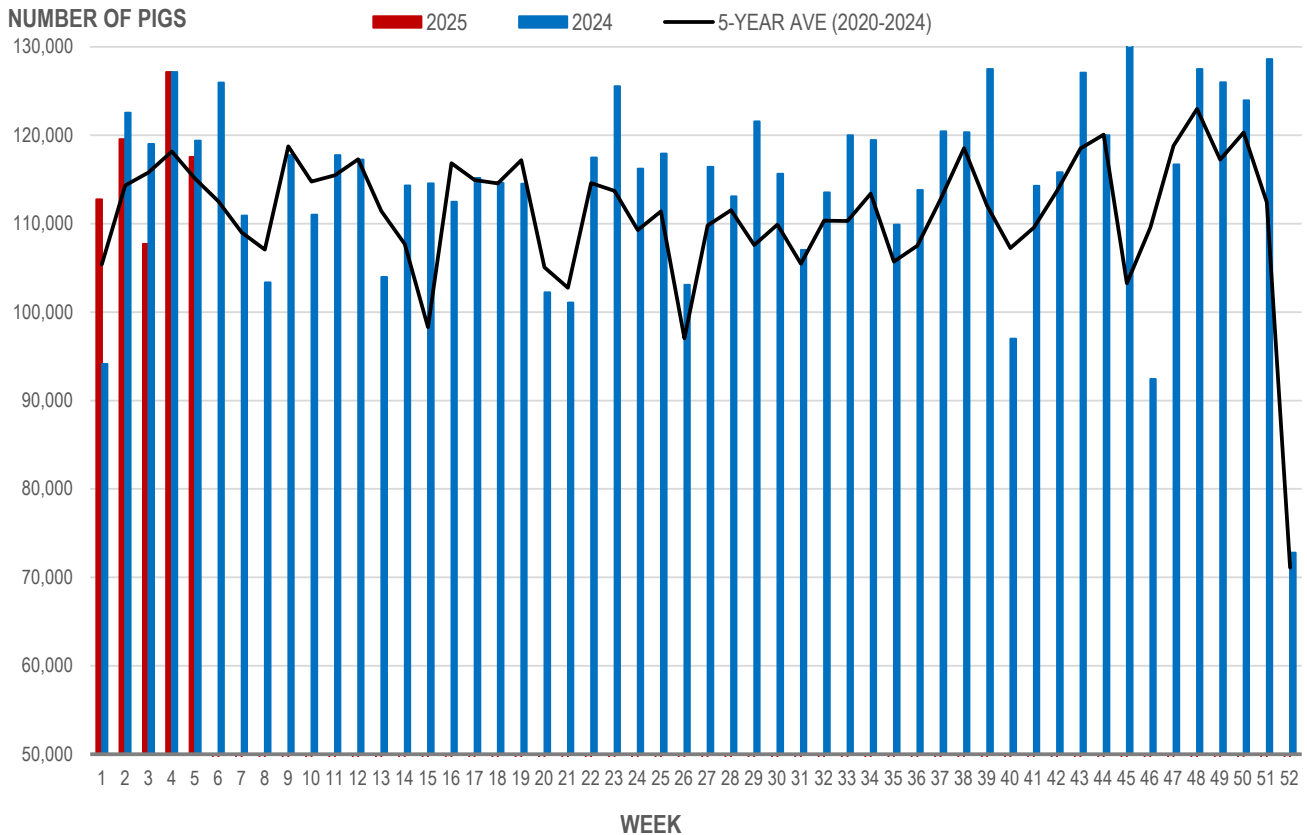
Source: Manitoba major processors

## Number of Pigs Processed by Major Processors

Week	Week ending date	2025	2024	Change from Previous Week	Change from Previous Year
2	2025-01-10	119,571	122,562	6.0%	-2.4%
3	2025-01-17	107,726	119,025	-9.9%	-9.5%
4	2025-01-24	127,166	127,153	18.0%	0.0%
5	2025-01-31	117,540	119,388	-7.6%	-1.5%
<b>Four week average</b>		<b>118,001</b>	<b>122,032</b>	<b>-</b>	<b>-3.3%</b>

Source: Manitoba major processors.

### NUMBER OF PIGS PROCESSED BY MAJOR PROCESSORS WEEKLY



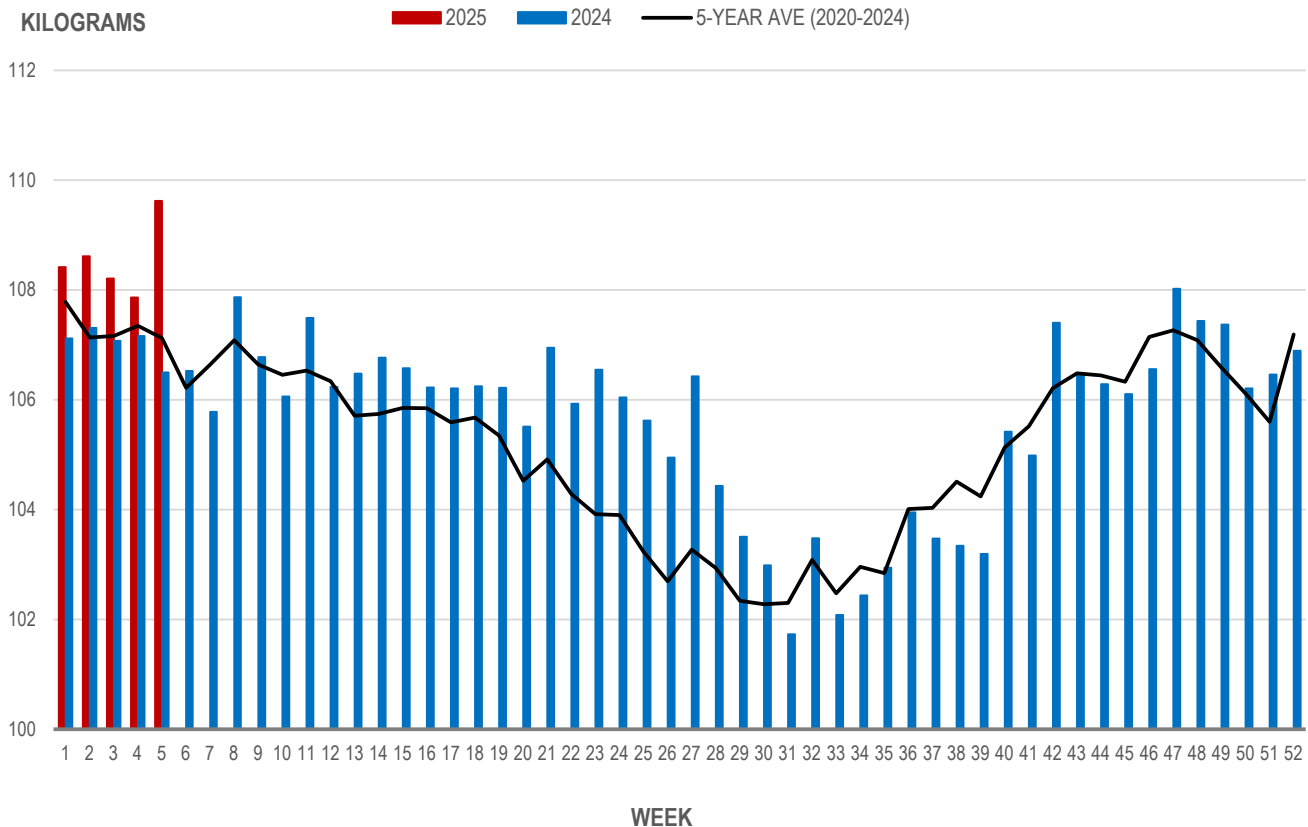
Source: Manitoba major processors

## Average Weight of Hogs Processed by Major Processors, Kg

Week	Week ending date	2025	2024	Change from Previous Week	Change from Previous Year
2	2025-01-10	108.61	107.31	0.2%	0.2%
3	2025-01-17	108.21	107.07	-0.4%	-0.4%
4	2025-01-24	107.86	107.16	-0.3%	-0.3%
5	2025-01-31	109.62	106.50	1.6%	1.6%
<b>Four week average</b>		<b>108.58</b>	<b>107.01</b>	<b>-</b>	<b>0.3%</b>

Source: Manitoba major processors.

## AVERAGE WEIGHT OF HOGS PROCESSED BY MAJOR PROCESSORS WEEKLY



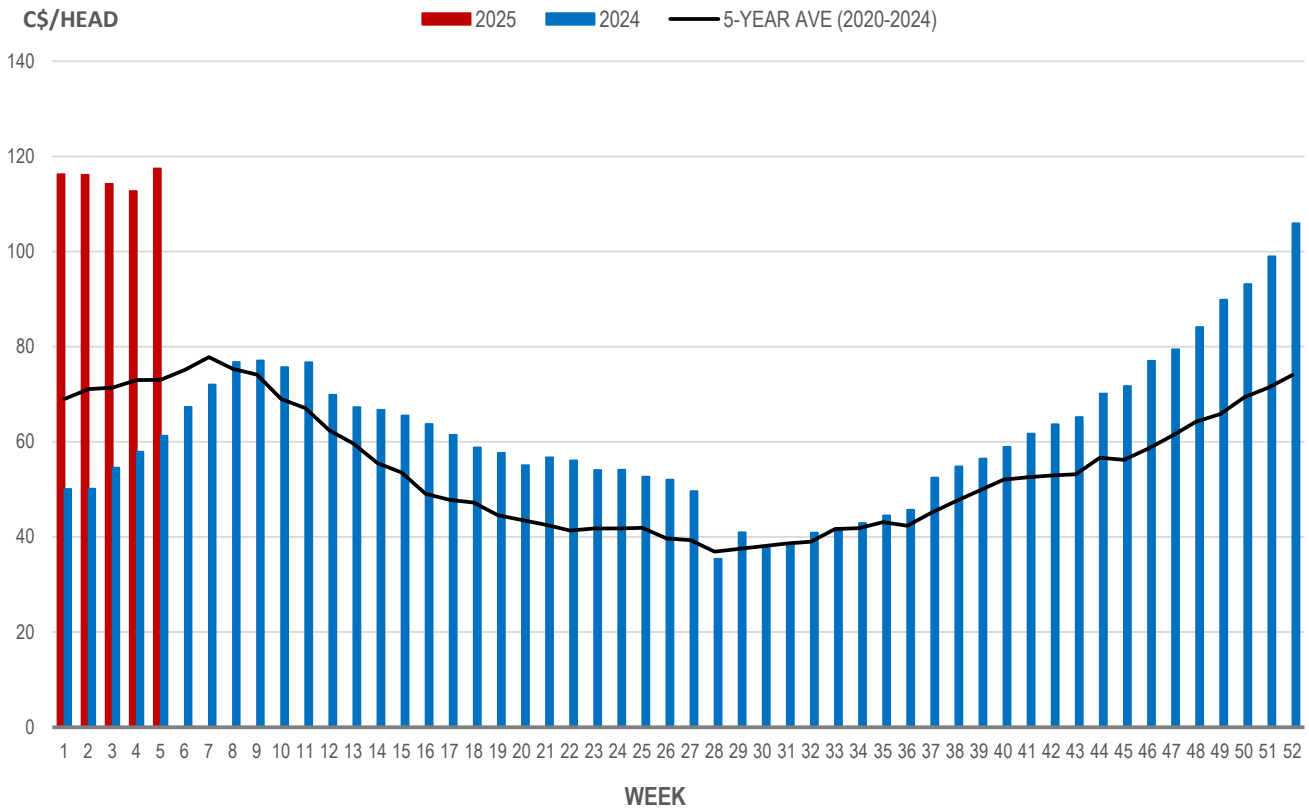
Source: Manitoba major processors

## Weaning Pigs (U.S. Total Composite Weighted Average Price per Head)

	Formula and Cash Low, US\$/Head	Formula and Cash High, US\$/Head	Wtd Avg Price, US\$/Head	Wtd Avg Price, C\$/Head
Early Weaned (10-12 lb)	49.61	99.00	81.08	117.44
Feeder Pigs (40 lb)	95.00	114.00	107.74	156.05

Source: USDA, AMS

### EARLY WEANED PIGS (U.S. TOTAL COMPOSITE WEIGHTED AVERAGE PRICE PER HEAD) WEEKLY



Source: USDA, AMS

### Contact us

- [www.manitoba.ca/agriculture/markets-and-statistics/](http://www.manitoba.ca/agriculture/markets-and-statistics/)
- Email us at [industryintelligence@gov.mb.ca](mailto:industryintelligence@gov.mb.ca)
- Follow us on X @MBGovAg

