

## MANITOBA MARKETS

# Hog Prices



February 11, 2025

[Click here for definitions of how data is collected and calculated.](#)

### Exchange rates (Friday close)

1 US \$ = C \$1.4298

1 EURO = C \$1.4792

1 Yen = C \$0.00943

[Data source: Bank of Canada](#)

[Click to view the interactive hog dashboards for current and historical charts.](#)

### Manitoba Weighted Average Carcass Prices (including premiums and discounts)

#### All In Weights C\$/100 kg

Week	Week ending date	2025	2024	Change from Previous Week	Change from Previous Year
3	2025-01-17	232.83	200.95	0.1%	15.9%
4	2025-01-24	233.69	204.47	0.4%	14.3%
5	2025-01-31	236.11	204.34	1.0%	15.5%
6	2025-02-07	240.80	207.08	2.0%	16.3%
<b>Four week average</b>		<b>235.85</b>	<b>204.21</b>	<b>-</b>	<b>15.5%</b>

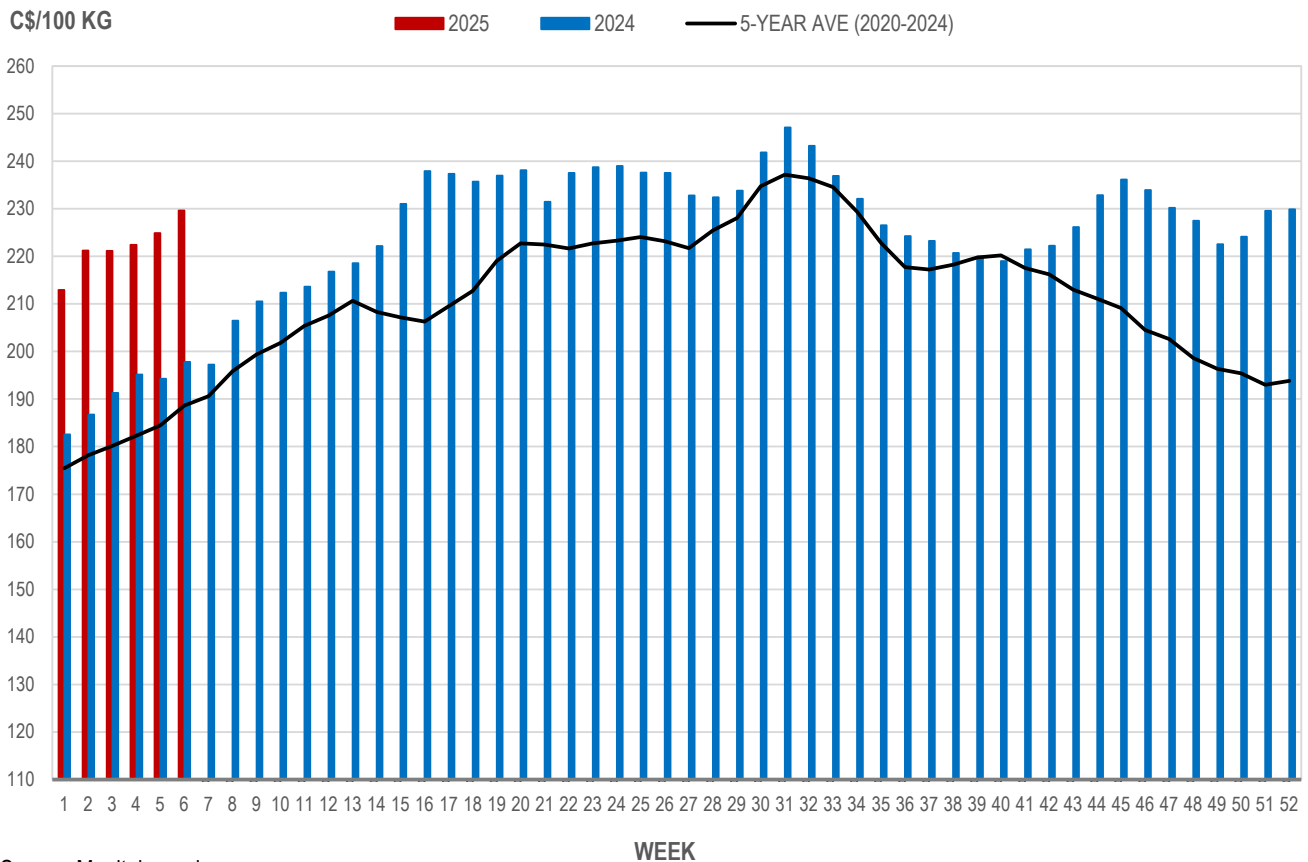
Source: Manitoba major processors.

## Index 100, C\$/100 kg

Week	Week ending date	2025	2024	Change from Previous Week	Change from Previous Year
3	2025-01-17	221.19	191.27	0.0%	15.6%
4	2025-01-24	222.39	195.14	0.5%	14.0%
5	2025-01-31	224.89	194.26	1.1%	15.8%
6	2025-02-07	229.64	197.81	2.1%	16.1%
<b>Four week average</b>		<b>224.53</b>	<b>194.62</b>	<b>-</b>	<b>15.4%</b>

Source: Manitoba major processors.

## MANITOBA WEIGHTED AVERAGE INDEX 100 HOG PRICES WEEKLY



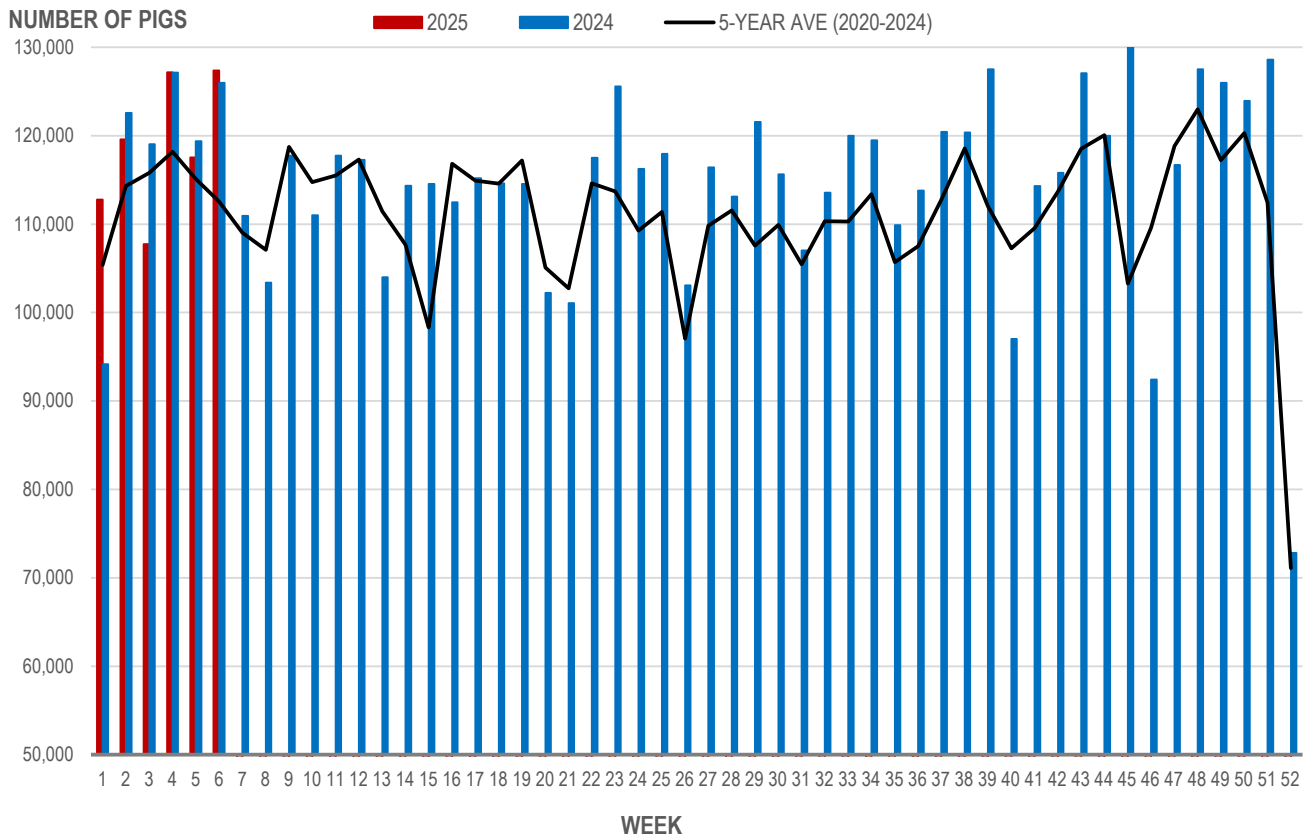
Source: Manitoba major processors

## Number of Pigs Processed by Major Processors

Week	Week ending date	2025	2024	Change from Previous Week	Change from Previous Year
3	2025-01-17	107,726	119,025	-9.9%	-9.5%
4	2025-01-24	127,166	127,153	18.0%	0.0%
5	2025-01-31	117,540	119,388	-7.6%	-1.5%
6	2025-02-07	127,371	125,964	8.4%	1.1%
<b>Four week average</b>		<b>119,951</b>	<b>122,883</b>	<b>-</b>	<b>-2.4%</b>

Source: Manitoba major processors.

### NUMBER OF PIGS PROCESSED BY MAJOR PROCESSORS WEEKLY



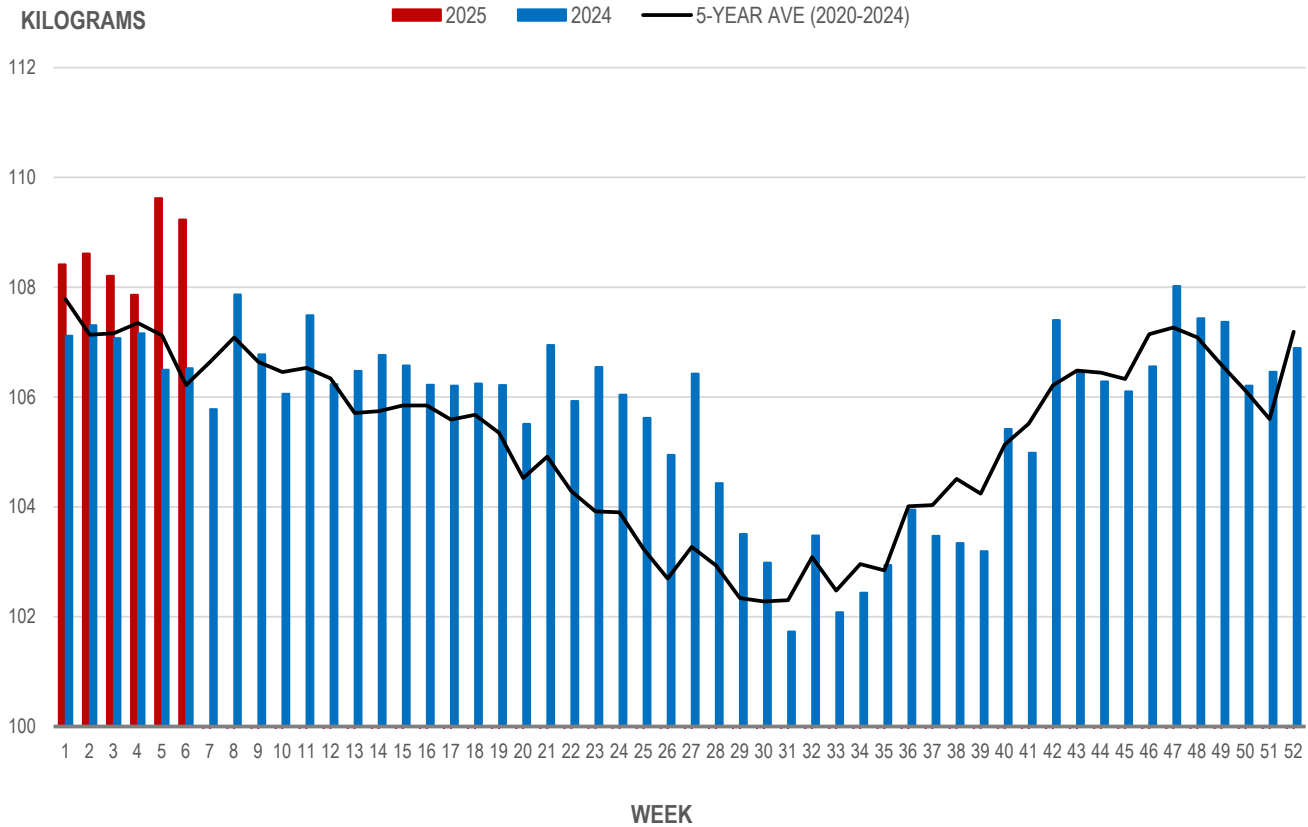
Source: Manitoba major processors

## Average Weight of Hogs Processed by Major Processors, Kg

Week	Week ending date	2025	2024	Change from Previous Week	Change from Previous Year
3	2025-01-17	108.21	107.07	-0.4%	-0.4%
4	2025-01-24	107.86	107.16	-0.3%	-0.3%
5	2025-01-31	109.62	106.50	1.6%	1.6%
6	2025-02-07	109.24	106.52	-0.4%	-0.4%
<b>Four week average</b>		<b>108.73</b>	<b>106.81</b>	<b>-</b>	<b>0.1%</b>

Source: Manitoba major processors.

### AVERAGE WEIGHT OF HOGS PROCESSED BY MAJOR PROCESSORS WEEKLY



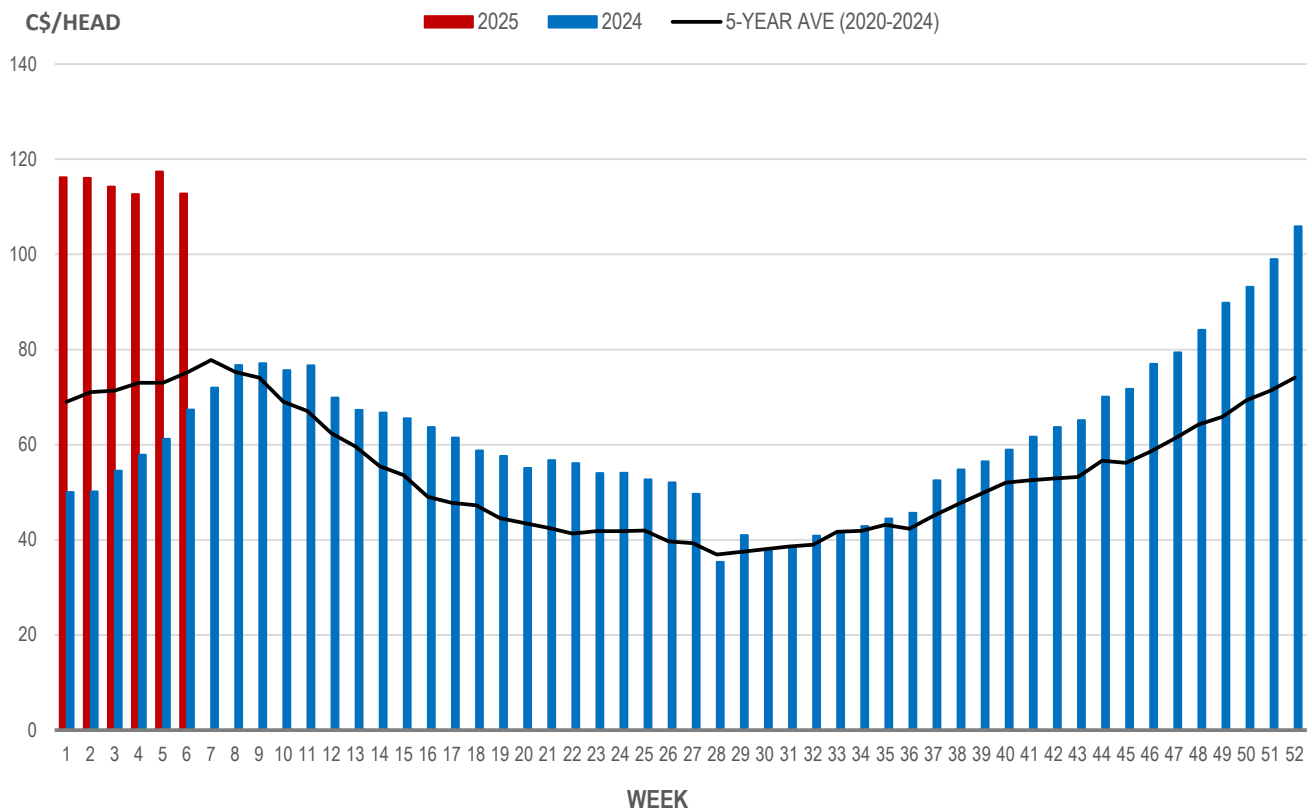
Source: Manitoba major processors

## Weaning Pigs (U.S. Total Composite Weighted Average Price per Head)

	Formula and Cash Low, US\$/Head	Formula and Cash High, US\$/Head	Wtd Avg Price, US\$/Head	Wtd Avg Price, C\$/Head
Early Weaned (10-12 lb)	50.10	98.00	78.87	112.77
Feeder Pigs (40 lb)	100.00	108.00	105.93	151.46

Source: USDA, AMS

### EARLY WEANED PIGS (U.S. TOTAL COMPOSITE WEIGHTED AVERAGE PRICE PER HEAD) WEEKLY



Source: USDA, AMS

### Contact us

- [www.manitoba.ca/agriculture/markets-and-statistics/](http://www.manitoba.ca/agriculture/markets-and-statistics/)
- Email us at [industryintelligence@gov.mb.ca](mailto:industryintelligence@gov.mb.ca)
- Follow us on X @MBGovAg

