

MANITOBA MARKETS

# Hog Prices



February 18, 2025

[Click here for definitions of how data is collected and calculated.](#)

## Exchange rates (Friday close)

1 US \$ = C \$1.4166

1 EURO = C \$1.4873

1 Yen = C \$0.00930

[Data source: Bank of Canada](#)

[Click to view the interactive hog dashboards for current and historical charts.](#)

## Manitoba Weighted Average Carcass Prices (including premiums and discounts)

### All In Weights C\$/100 kg

Week	Week ending date	2025	2024	Change from Previous Week	Change from Previous Year
4	2025-01-24	233.69	204.47	0.4%	14.3%
5	2025-01-31	236.11	204.34	1.0%	15.5%
6	2025-02-07	240.80	207.08	2.0%	16.3%
7	2025-02-14	246.97	208.23	2.6%	18.6%
<b>Four week average</b>		<b>239.39</b>	<b>206.03</b>	<b>-</b>	<b>16.2%</b>

Source: Manitoba major processors.

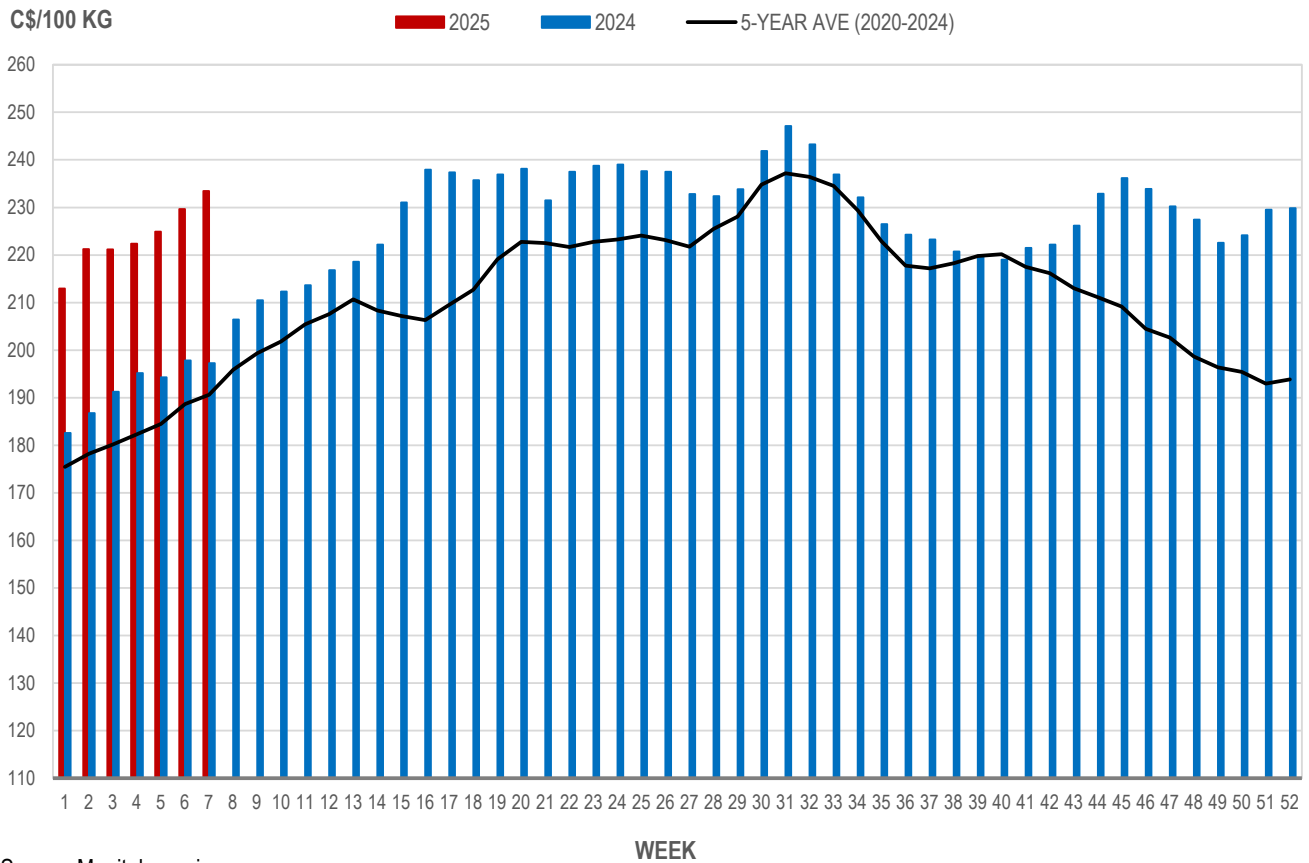


## Index 100, C\$/100 kg

Week	Week ending date	2025	2024	Change from Previous Week	Change from Previous Year
4	2025-01-24	222.39	195.14	0.5%	14.0%
5	2025-01-31	224.89	194.26	1.1%	15.8%
6	2025-02-07	229.64	197.81	2.1%	16.1%
7	2025-02-14	233.47	197.23	1.7%	18.4%
<b>Four week average</b>		<b>227.60</b>	<b>196.11</b>	<b>-</b>	<b>16.1%</b>

Source: Manitoba major processors.

## MANITOBA WEIGHTED AVERAGE INDEX 100 HOG PRICES WEEKLY



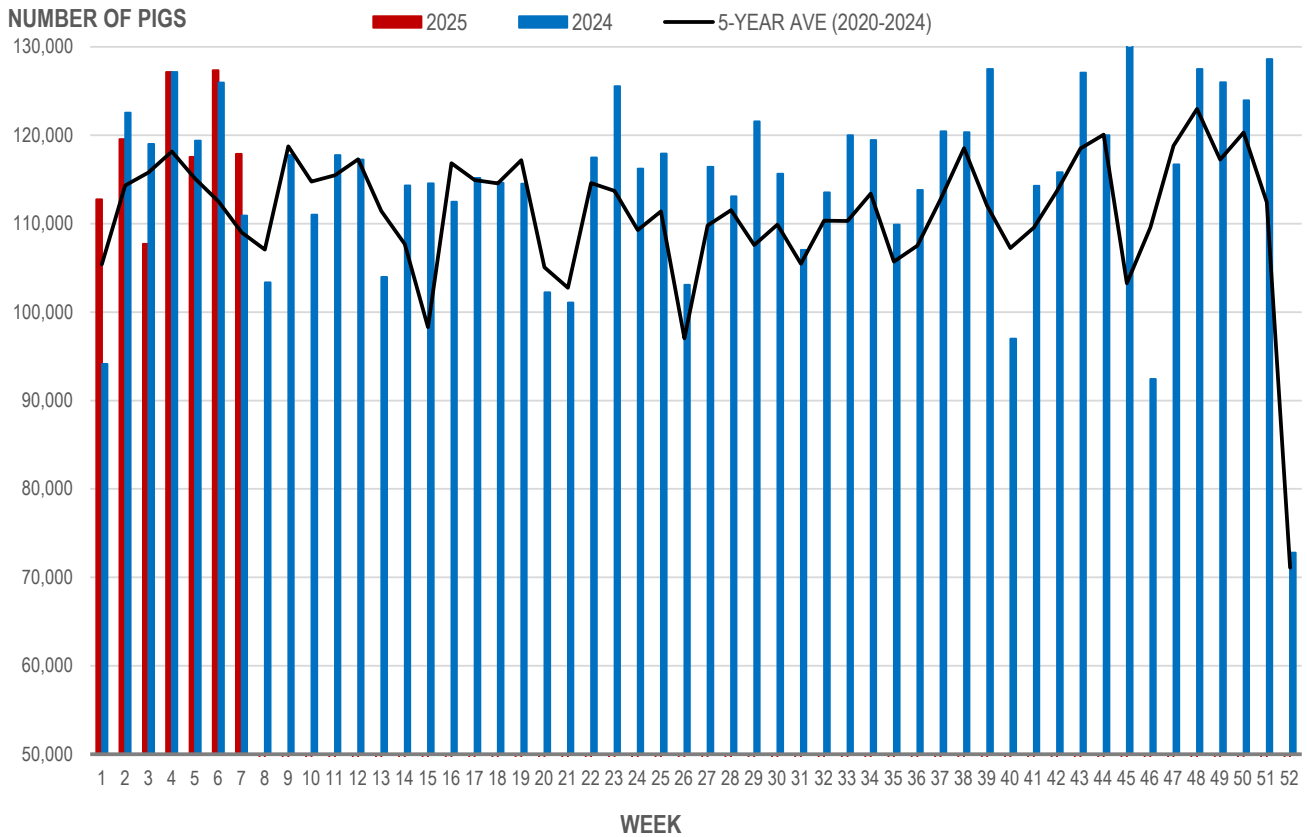
Source: Manitoba major processors

## Number of Pigs Processed by Major Processors

Week	Week ending date	2025	2024	Change from Previous Week	Change from Previous Year
4	2025-01-24	127,166	127,153	18.0%	0.0%
5	2025-01-31	117,540	119,388	-7.6%	-1.5%
6	2025-02-07	127,371	125,964	8.4%	1.1%
7	2025-02-14	117,908	110,924	-7.4%	6.3%
<b>Four week average</b>		<b>122,496</b>	<b>120,857</b>	<b>-</b>	<b>1.4%</b>

Source: Manitoba major processors.

### NUMBER OF PIGS PROCESSED BY MAJOR PROCESSORS WEEKLY



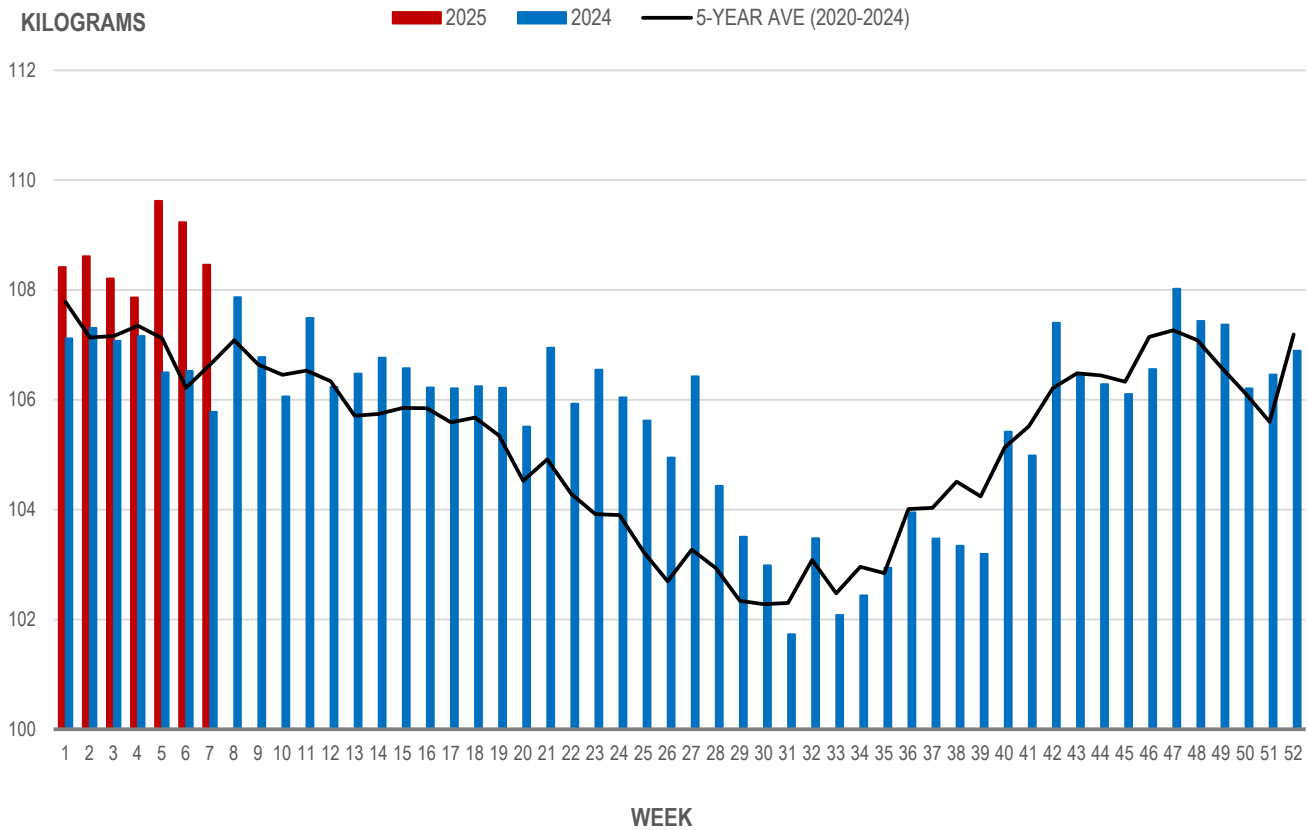
Source: Manitoba major processors

## Average Weight of Hogs Processed by Major Processors, Kg

Week	Week ending date	2025	2024	Change from Previous Week	Change from Previous Year
4	2025-01-24	107.86	107.16	-0.3%	-0.3%
5	2025-01-31	109.62	106.50	1.6%	1.6%
6	2025-02-07	109.24	106.52	-0.4%	-0.4%
7	2025-02-14	108.46	105.78	-0.7%	-0.7%
<b>Four week average</b>		<b>108.80</b>	<b>106.49</b>	<b>-</b>	<b>0.1%</b>

Source: Manitoba major processors.

### AVERAGE WEIGHT OF HOGS PROCESSED BY MAJOR PROCESSORS WEEKLY



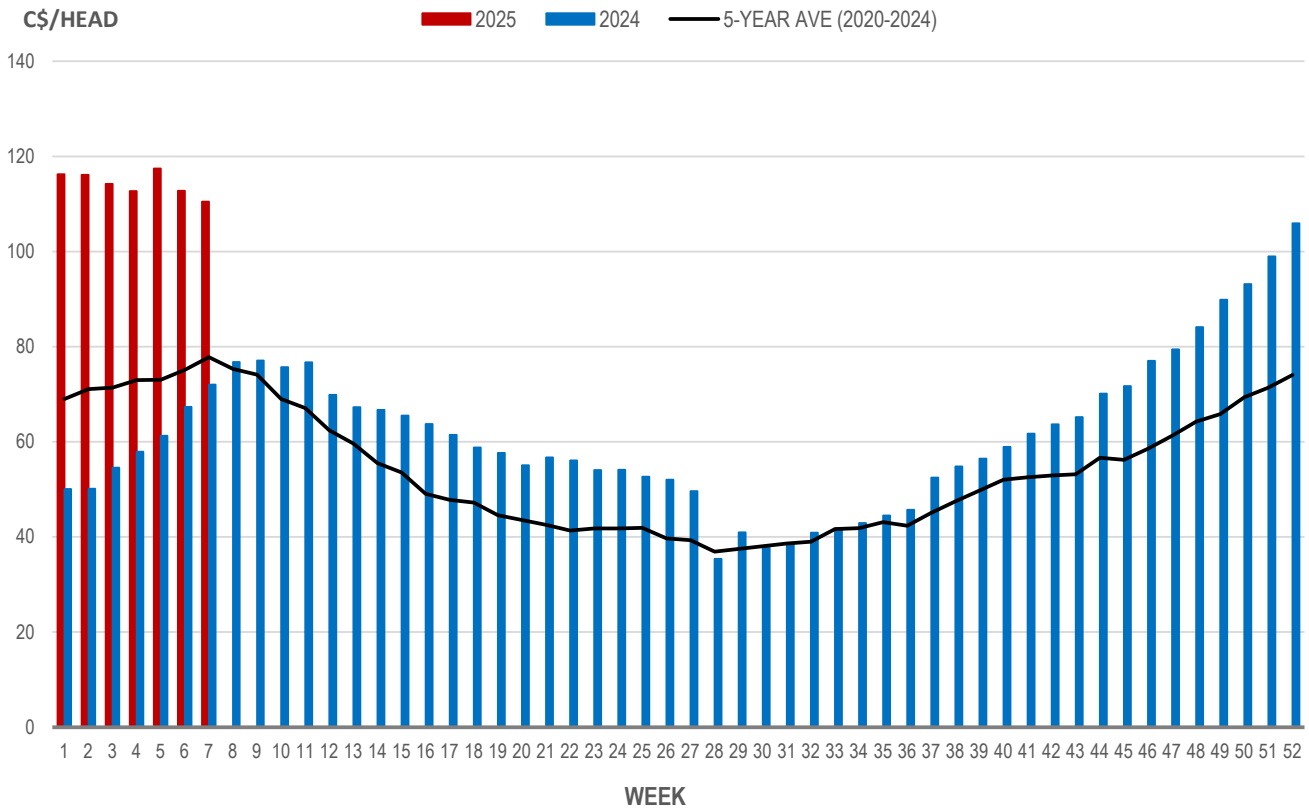
Source: Manitoba major processors

## Weaning Pigs (U.S. Total Composite Weighted Average Price per Head)

	Formula and Cash Low, US\$/Head	Formula and Cash High, US\$/Head	Wtd Avg Price, US\$/Head	Wtd Avg Price, C\$/Head
Early Weaned (10-12 lb)	49.91	95.00	78.01	110.51
Feeder Pigs (40 lb)	98.00	125.00	112.33	159.13

Source: USDA, AMS

### EARLY WEANED PIGS (U.S. TOTAL COMPOSITE WEIGHTED AVERAGE PRICE PER HEAD) WEEKLY



Source: USDA, AMS

### Contact us

- [www.manitoba.ca/agriculture/markets-and-statistics/](http://www.manitoba.ca/agriculture/markets-and-statistics/)
- Email us at [industryintelligence@gov.mb.ca](mailto:industryintelligence@gov.mb.ca)
- Follow us on X @MBGovAg

